




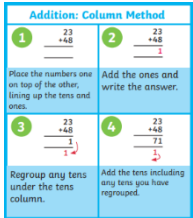





Year 2 Summer 1 Homework



Here are some tasks to complete over the next 6 weeks. We will be showcasing our homework in class in the last week so send any pictures and videos to enquiries@mundella.sheffield.sch.uk. Remember to keep reading at least three times a week!

<p>Roll 2 dice and add the numbers quickly! How many can you get correct in 2 minutes?</p> 	<p>Ask your grown up to share with you, music they listened to when they were younger - can they teach you a song that they used to love? How did they listen to music? Where did they listen to music?</p>	<p>Find out about the famous sculptor Henry Moore and create a one page fact file about him.</p> 	<p>Find an image of a Henry Moore sculpture and recreate it - you can do it in 2D or 3D using any material you have e.g. playdough, card, paper.</p> 	<p>Can you create a shoebox habitat? Think which animals, plants and landscape you would find there e.g. in a desert/artic tundra/forest</p> 												
<p>Practice recalling your number bonds to 10 and 20. Can you write them out, making sure your numbers are the right way round!</p> <table border="1" data-bbox="197 1010 320 1189"> <tr><td>0+10=</td><td>1+9=</td></tr> <tr><td>2+8=</td><td>3+7=</td></tr> <tr><td>4+6=</td><td>5+5=</td></tr> <tr><td>6+4=</td><td>7+3=</td></tr> <tr><td>8+2=</td><td>9+1=</td></tr> <tr><td>10+0=</td><td></td></tr> </table>	0+10=	1+9=	2+8=	3+7=	4+6=	5+5=	6+4=	7+3=	8+2=	9+1=	10+0=		<p>Following on from all the work on adjectives, verbs and adverbs last term - watch how creatures move outside and write some super descriptive sentences. Can you draw an illustration to go with your sentence?</p> <p>e.g. The tiny ladybird scuttled quickly along the bumpy twig. The tall, green grass swayed elegantly in the gentle breeze.</p>	<p>Write some instructions on how to do something. You might want to choose one of these ideas on how to:</p> <ul style="list-style-type: none"> stay safe walking to school make your teacher happy make your teacher mad turn Mr Smith into a rabbit <p>Remember to use time conjunctions: First, next, then, after that, finally.</p>	<p>Can you create a song, rap or poem about one of the topics we are learning about? E.g. animals and their habitats. You could even create your own musical instrument from any spare recycling materials you have at home!</p> 	<p>Practice column addition:</p>  <p>and some column subtraction!</p> 
0+10=	1+9=															
2+8=	3+7=															
4+6=	5+5=															
6+4=	7+3=															
8+2=	9+1=															
10+0=																
<p>Design a poster on how to stay safe somewhere: at home, in the kitchen, in the park, crossing a road, or any other place / scenario you can think of.</p>	<p>Go on a bird watching hunt at the park...how many types can you spot and name? Can you make a bird feeder at home?</p> <p>https://www.rspb.org.uk/helping-nature/what-you-can-do/activities/feed-the-birds</p>	<p>Practise saying your 2, 5, 10 and 3 times tables as you go up and down the stairs or bounce on a trampoline!</p>	<p>Draw a folding surprise plant: https://www.youtube.com/watch?v=_J_9aZ75vM8</p>	<p>Outdoor sensory break: Lie in a field or a garden and close your eyes - make a list of all the things you can hear, feel and smell. Don't forget your commas!</p>												