








# Year 2 Summer 1 Homework



This half term in History we will be learning about how life has changed within living memory - specifically holidays. In Art we will be learning about 3D sculpture. In RE we will be comparing 3 religions: Christianity, Islam and Judaism. In Science we will learn about Habitats. Here are some tasks to complete over the next 6 weeks. We will be showcasing our homework in class in the last week. **Remember to also keep reading three times a week!**

<p>Roll 2 dice and add the numbers quickly! How many can you get correct in 2 minutes?</p> 	<p>Ask your grown up to share with you, music they listened to when they were younger - can they teach you a song that they used to love? How did they listen to music? Where did they listen to music?</p>	<p>Find out about the famous sculptor Henry Moore and create a fact file about him.</p> 	<p>Find an image of a Henry Moore sculpture and recreate it - you can do it in 2D or 3D using any material you have e.g. playdough, card, paper.</p> 	<p>Can you create a shoebox habitat? Think which animals, plants and landscape you would find for e.g. in a desert/artic tundra/forest</p> 						
<p><a href="http://getset4education.co.uk">Get Set 4 PE - Resource Bank</a> (<a href="http://getset4education.co.uk">getset4education.co.uk</a>)</p> <p>Go on and click on the Active Families tab - choose active games to play to create an active calendar.</p>	<p>Following on from all the work on adjectives, verbs, adverbs last term can you watch how things move outside and write some descriptive sentences? e.g. The tiny ladybird scuttled quickly along the bumpy twig. The tall, green grass swayed elegantly in the gentle breeze.</p>	<p>Write some instructions on how to:</p> <ul style="list-style-type: none"><li>• stay safe</li><li>• make your teacher happy</li><li>• make your teacher mad</li><li>• turn Mr Smith into a rabbit</li></ul> <p>Remember to use time conjunctions: First, next, then, after that, finally.</p>	<p>Can you create a song, rap or poem about one of the topics we are learning about? E.g. animals and their habitats. You could even create your own musical instrument from any spare recycling materials you have at home!</p> 	<p>Practice column addition:</p> <table><tr><th colspan="2">Addition: Column Method</th></tr><tr><td><p><b>1</b></p><math display="block">\begin{array}{r} 23 \\ +48 \\ \hline \end{array}</math><p>Place the numbers one on top of the other, lining up the tens and ones.</p></td><td><p><b>2</b></p><math display="block">\begin{array}{r} 23 \\ +48 \\ \hline 1 \end{array}</math><p>Add the ones and write the answer.</p></td></tr><tr><td><p><b>3</b></p><math display="block">\begin{array}{r} 23 \\ +48 \\ \hline 1 \end{array}</math><p>Regroup any tens under the tens column.</p></td><td><p><b>4</b></p><math display="block">\begin{array}{r} 23 \\ +48 \\ \hline 71 \end{array}</math><p>Add the tens including any tens you have regrouped.</p></td></tr></table>	Addition: Column Method		<p><b>1</b></p> $\begin{array}{r} 23 \\ +48 \\ \hline \end{array}$ <p>Place the numbers one on top of the other, lining up the tens and ones.</p>	<p><b>2</b></p> $\begin{array}{r} 23 \\ +48 \\ \hline 1 \end{array}$ <p>Add the ones and write the answer.</p>	<p><b>3</b></p> $\begin{array}{r} 23 \\ +48 \\ \hline 1 \end{array}$ <p>Regroup any tens under the tens column.</p>	<p><b>4</b></p> $\begin{array}{r} 23 \\ +48 \\ \hline 71 \end{array}$ <p>Add the tens including any tens you have regrouped.</p>
Addition: Column Method										
<p><b>1</b></p> $\begin{array}{r} 23 \\ +48 \\ \hline \end{array}$ <p>Place the numbers one on top of the other, lining up the tens and ones.</p>	<p><b>2</b></p> $\begin{array}{r} 23 \\ +48 \\ \hline 1 \end{array}$ <p>Add the ones and write the answer.</p>									
<p><b>3</b></p> $\begin{array}{r} 23 \\ +48 \\ \hline 1 \end{array}$ <p>Regroup any tens under the tens column.</p>	<p><b>4</b></p> $\begin{array}{r} 23 \\ +48 \\ \hline 71 \end{array}$ <p>Add the tens including any tens you have regrouped.</p>									
<p>Design a poster on how to stay safe: at home, in the kitchen, in the park, crossing a road, or any other place / scenario you can think of.</p>	<p>Go on a bird watching hunt at the park...how many types can you spot and name? Can you make a bird feeder at home?</p>	<p>Practise saying your 2,5,10 and 3 times tables as you go up and down the stairs or bounce on a trampoline!</p>	<p>Draw a folding surprise plant: <a href="https://www.youtube.com/watch?v=_J_9aZ75vM8">https://www.youtube.com/watch?v=_J_9aZ75vM8</a></p>	<p>Outdoor sensory break: Lie in a field or a garden and close your eyes - make a list of all the things you can hear, feel and smell.</p>						